

Sahil Six Months Cruel Numbers Report

January - June 2023



A Compilation of Statistics on Child Sexual Abuse of Reported Cases in Pakistan

Sahil Head Office: Office #13, First Floor, Al-Babar Center, F-8 Markaz, Islamabad, Pakistan

Phone: +92 (051) 2260636 / +92 (051) 2856950

Fax: +92 (051) 2254678

Email: mag@sahil.org, info@sahil.org

Six Months Cruel Numbers Report January-June 2023

Editor:

Manizeh Bano

Report by:

Waqas Hameed

Rabia Batool

Data Compilation:

Rabia Batool

Waqas Hameed

Data Collection:

Head Office Islamabad

Regional Office Lahore

Regional Office Sukkur

Regional Office Abbottabad

Regional Office Jaffarabad

Note: It will be appreciated that if any reference is taken from this report it should be credited to Sahil.

SAHIL SIX MONTHS REPORT HIGHLIGHTS JAN-JUN-2023

A TOTAL OF **2227** CASES OF CHILD ABUSE REPORTED.

MORE BOYS (**593**) THEN GIRLS (**457**) ABUSED IN AGE BRACKET **6-15** YEARS.

53 PORNOGRAPHY CASES IN SIX MONTHS.

DARK WEB ACTIVITIES IDENTIFIED BY CYBER CRIME CIRCLE OF FIA.

A HIDDEN REALITY

SAHIL DOCUMENTS CHILDREN LIVES AT RISK.

TOTAL **963** REPORTED CASES OF ACCIDENT/VIOLENCE AGAINST CHILDREN.

760 CHILDREN DIED:

268 DROWNED

148 MURDERED.

144 ACCIDENTS.

61 CHILDREN COMMITTED SUICIDE.

Sahil's Six Months Cruel Numbers Report

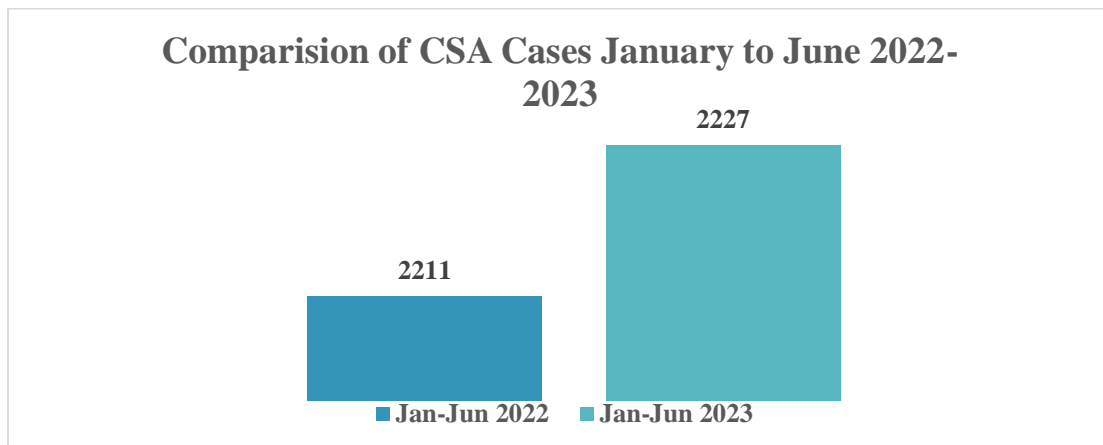
January-June 2023

Introduction

Sahil has been working since 1996 on child protection, especially against child sexual abuse (CSA).

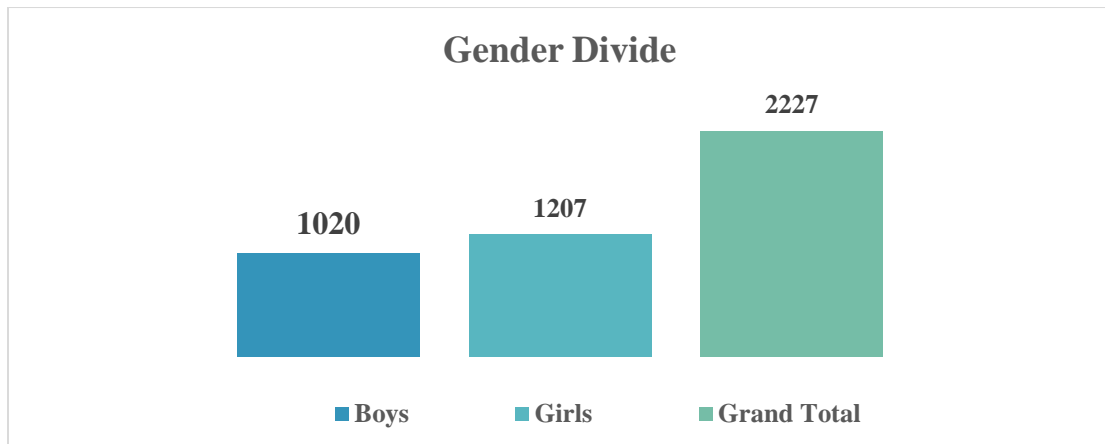
Sahil every years collect the data on child sexual abuse and compiles the statistics in a Cruel Numbers Report. The primary source of data collection is newspapers and directly reported to Sahil. This year Sahil 86 daily national and regional newspapers were monitored to collect data on *Child Sexual Abuse, Abduction, Missing Children*, and the cases of *Early Forced Marriages*.

This year from January to June 2023, a total of 2227 cases of child sexual abuse are reported in 86 newspapers. The data shows that 12 children on average every day were subjected to sexual abuse.



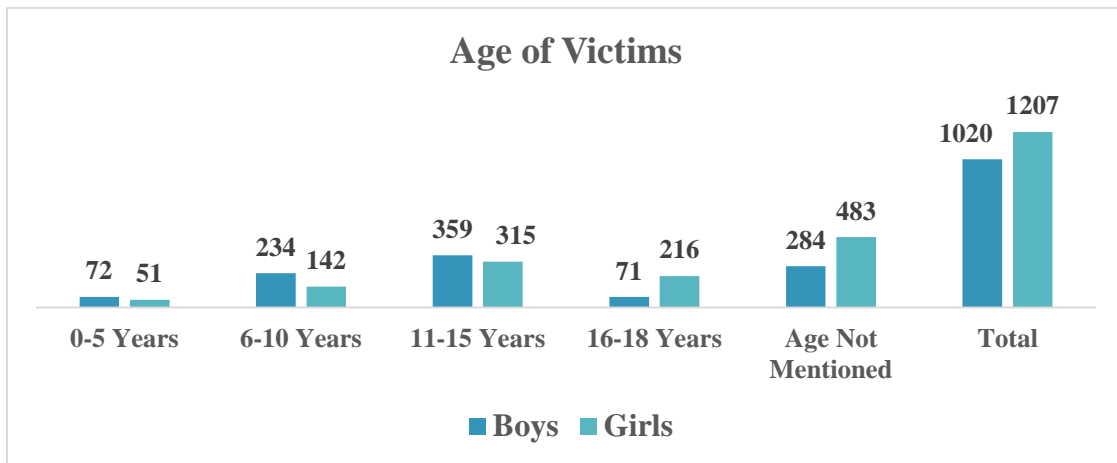
Gender Divide

This graph divides the total number of cases of CSA by gender. In the first six months, out of the total 2227 reported cases, 54% of victims were girls, and 46% of victims were boys.



The data indicates that from January-June 2023, 16 cases of boys have increased, as compared to the last year's six months data of January-June 2022 while cases of girls remain same.

Age of Victims

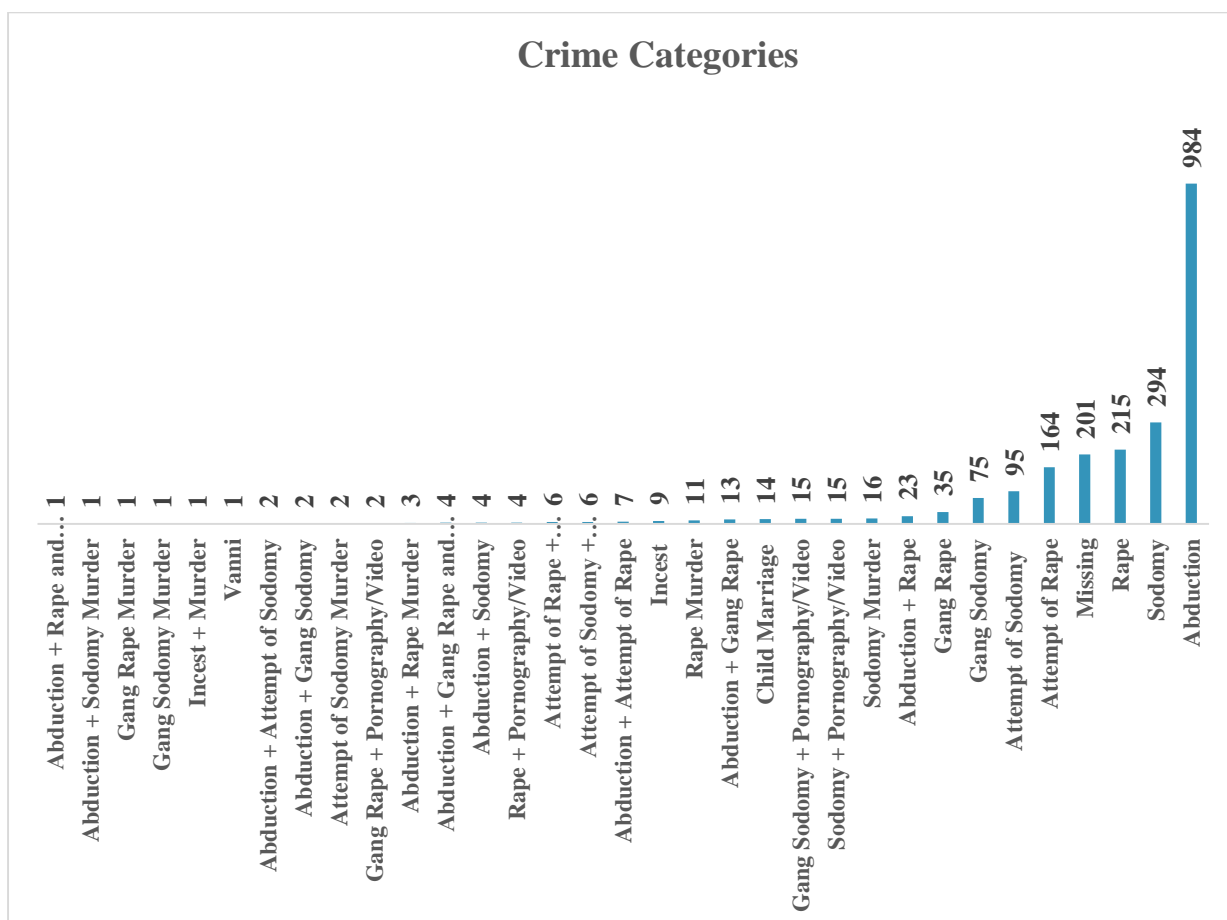


The data reveals that this year similarly to last year the age group 6-15 years is the most vulnerable age group. This age group is in more danger. Out of the total cases 47% were in these age group. The graph shows victims of CSA are (593) boys and (457) were girls.

The cases of boys have slightly increased.

Crime Category

The below graph shows that different crime categories of child sexual abuse cases from January to June 2023.



The graph shows different categories the crimes based on the nature of the crime committed.

The data shows that the cases of abduction continue to top of the list of the crime category with 44% cases, 13% case of sodomy, 10% cases of rape and 9% cases of missing children were reported whereas multiple types of crimes were committed in the first six month of 2023.

In the first six months, out of the total 53 reported cases of CSA and pornography, 72% of victims were boys and 28% of victims were girls.

Child Sexual Abuse & Pornography	
Boys	38
Girls	15
Total	53

For a better understanding of the total number of crimes committed, these crime categories are merged into one or more major categories, as shown in the table given below.

Major Crime Categories of Child Abuse Cases	Number of Cases
Abduction Only	984
CSA Abduction/Sodomy/Gang Sodomy & Attempt of Sodomy	472
CSA Abduction/Rape/Gang Rape & Attempt of Rape	457
Missing Children	201
CSA/Pornography	53
Child Marriages	14
Child Sexual Abuse & Murder	36
Incest	10

The data of major categories shows that the crime of abduction is on the top of the list with 984 cases, which makes it 44% of the total number of 2227 cases. This year in first six months 8% cases of abduction has increased as compare to last year six month report 2022.

All types of sodomy cases and rape cases are merged into categories as follows, which 472 cases of sodomy and 457 cases of rape.

From the data of the last few years, it has been observed that abusers often film (pictures or videos) the crime of sexual abuse to blackmail and threaten the victims, either to engage the victims in desired activities or to keep the information quiet.

The percentage of cases of pornography remain the same as compared to Jan – Jun 2022. In Jan-Jun 2023, 53 cases of pornography were reported.


The fear of disclosure of their identity motivates the abuser to film the crime (pornography) for threatening the victims or to murder them after such crimes. This year Cases of Murder after CSA also remained same as in the year 2022. In Jan – Jun 2023 total 36 cases of murder after sexual abuse were reported.

Incest cases have been decreased as compare to last year data 10 cases (Jan-Jun 2023) 17 cases (Jan-Jun 2022)

Abuser Category

In the time period of Jan-Jun 2023, a total 2531 number of abusers were involved in abusing children.

In most of the crimes committed against children, abusers are related or known to the children or the family.



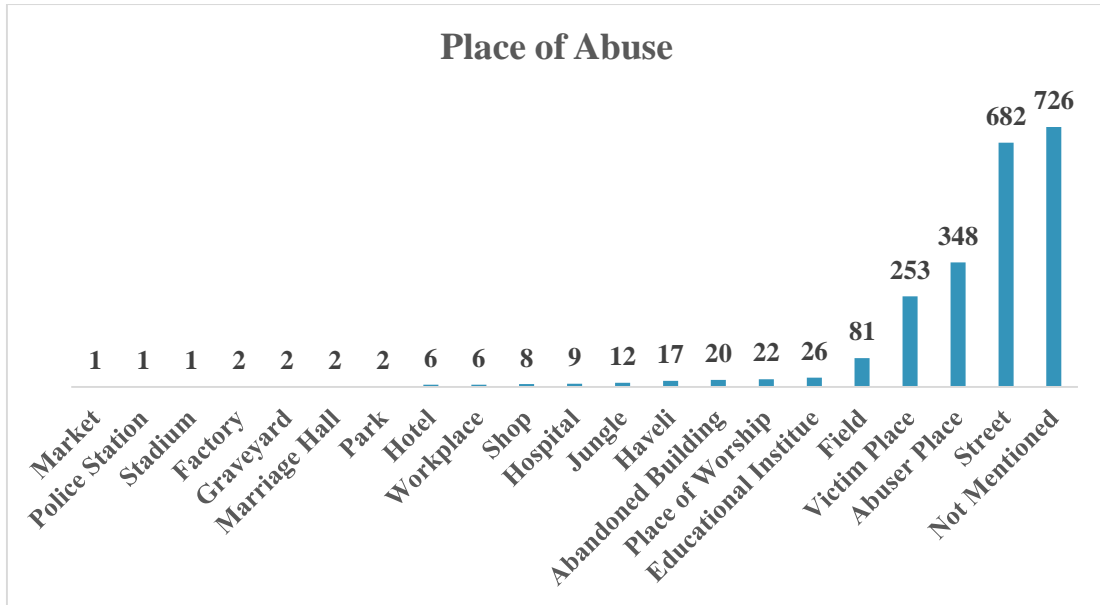
The above graph shows that 912 abuser involved in the total cases were acquaintances, 498 were strangers. While in 215 acquaintances along with strangers were involved crimes against children.

However, if all the named persons are included, the acquaintances as abusers are a total of 2309 (91%) cases abusers were involved.

The other categories like neighbors, relatives, teachers, shopkeepers, drivers, and others are also usually known to the victims or their families. However, they are separately categorized based on the information reported by the newspapers. Around 404 cases were reported in newspapers in which the relation of the abuser with the victim was not mentioned.

Places of Abuse

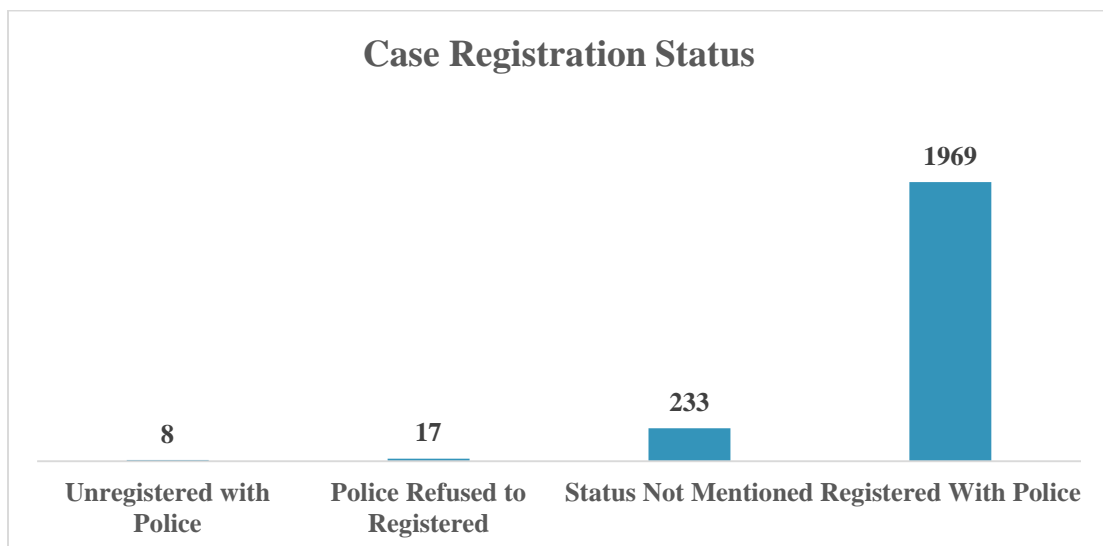
The above graph shows different places where the crimes were committed, from January to June 2023. In 16% of cases, crimes against children occurred at the abuser’s place because the abusers trap the innocent children and take them to their places and abuse them.



11% cases of victim's place, 4% in the field and 2% cases were reported in place of worship and educational institute. 31% of the total crimes happened in the streets that is huge in number because abusers abduct the children from streets and taken away. While in 33% of cases, the place of abuse was not mentioned. Place of abuse has been divided into 14 other categories as well, based on the reporting.

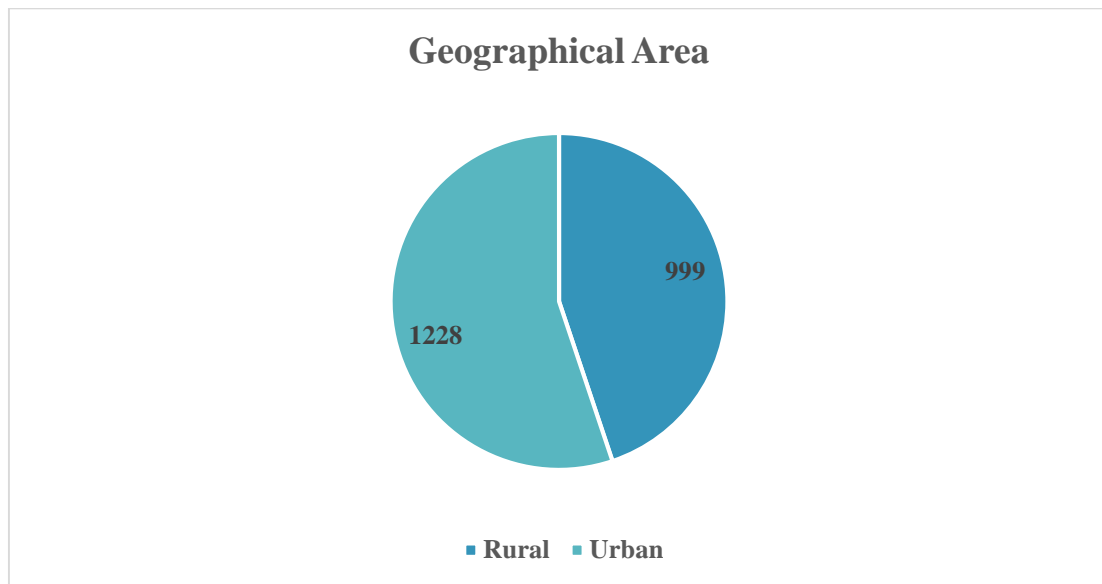
Case Registration Status

Case registration status tells us that out of the total reported cases of child abuse, 88% of cases were registered with the police. In 25 cases, the case was either not registered with the police or the police refused to register the case.



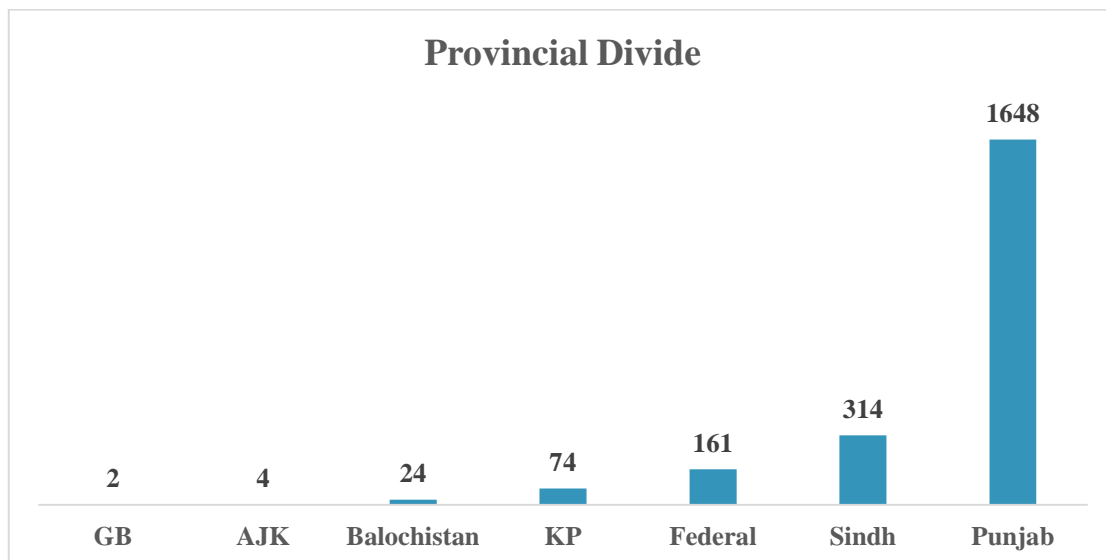
Geographical Area of Crime

The six-month data of Jan- Jun 2023 shows that 45% of cases of child abuse were reported from rural areas and 55% cases were reported from urban areas.



Provincial Divide

In the first six months of 2023, 74% of the total cases were reported from Punjab and 7% from the ICT. The rest of the cases were reported from other provinces including 14% cases from Sindh, 3% cases from KPK, and 2% cases from Balochistan, AJK & GB.



Data Analysis of Violence against Children

This year Sahil has recorded all kinds of violence against children cases.

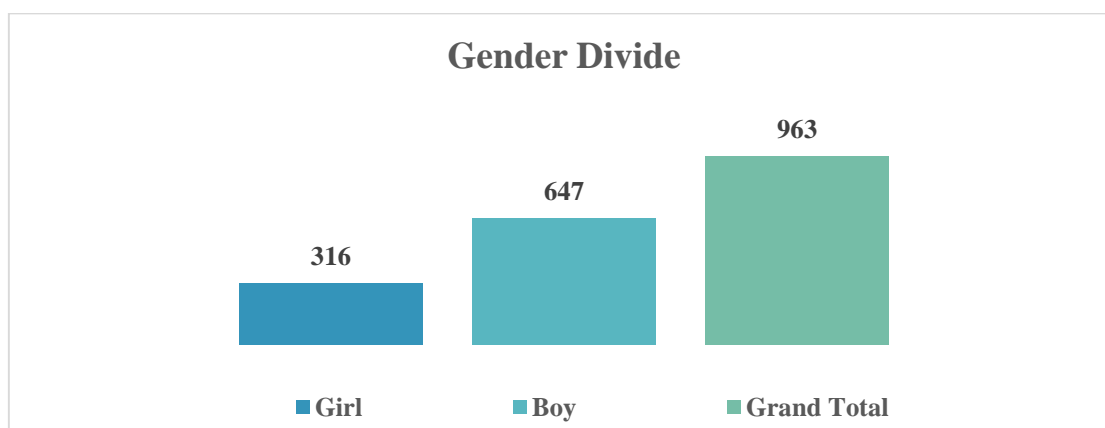
The cases of death, severe injuries, honor killing of children under 18 years of age.

This data has been collected from different national and regional newspapers.

Analysis of Violence against Children Cases	
Violence Against Children	Total No of Cases
1 st Jan to 31 st Jun 2023	963

Gender Divide

The data shows that boys were more victimized as compare to girls. Out of total 963 cases 647 boys and 316 girls were victimized.

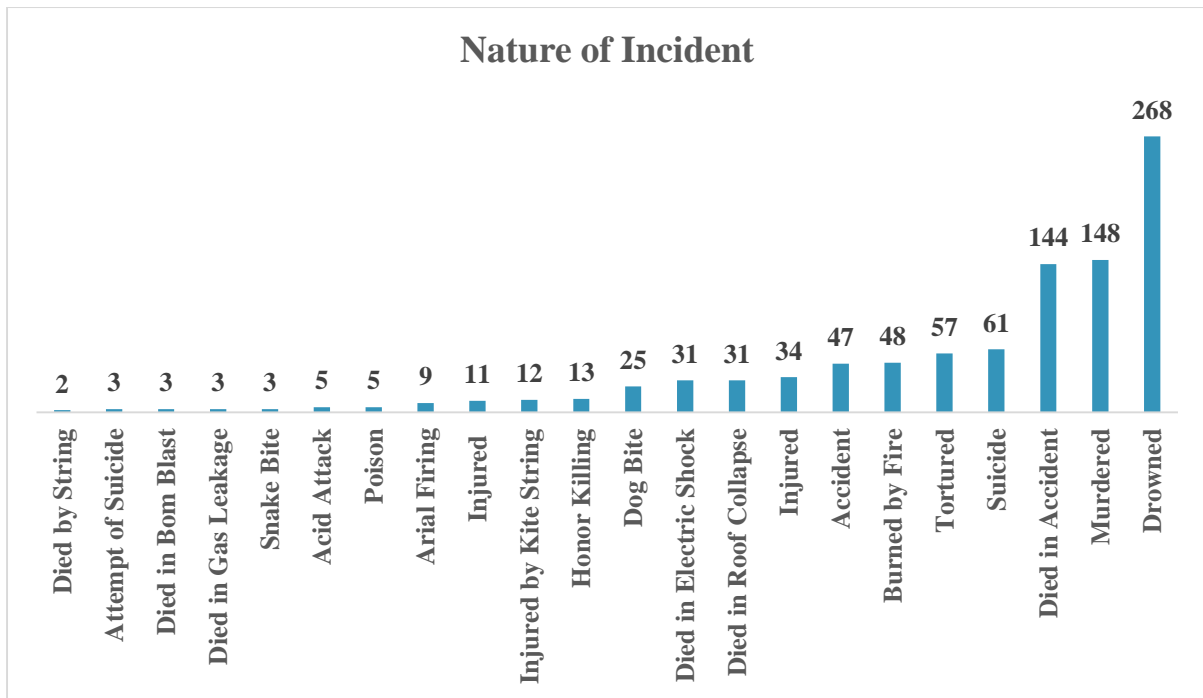


Nature of Incidents

The below graph shows that the nature of incidents occurred with children.

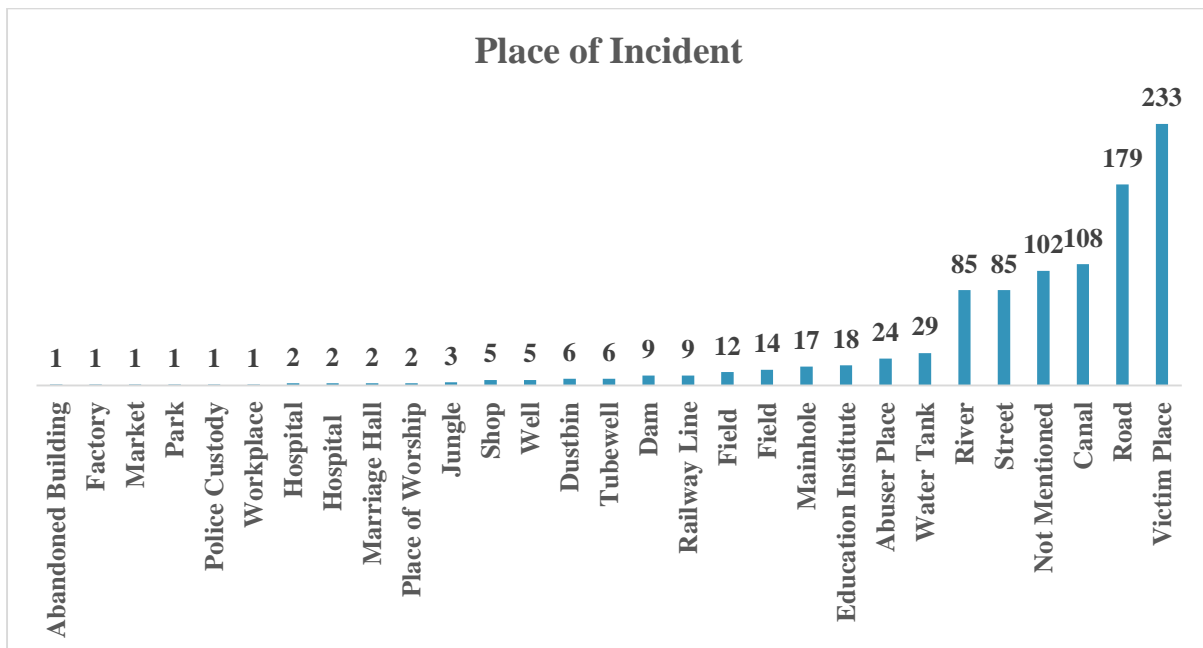
The data shows that 268 cases of drown, 148 murder, 144 accident, 61 cases of suicide and 18 other kind of incidents were reported.

Out of total of 963,760 children died. The reason behind these cases is negligence of parents. There is the need of immediate attention for preventive measures.



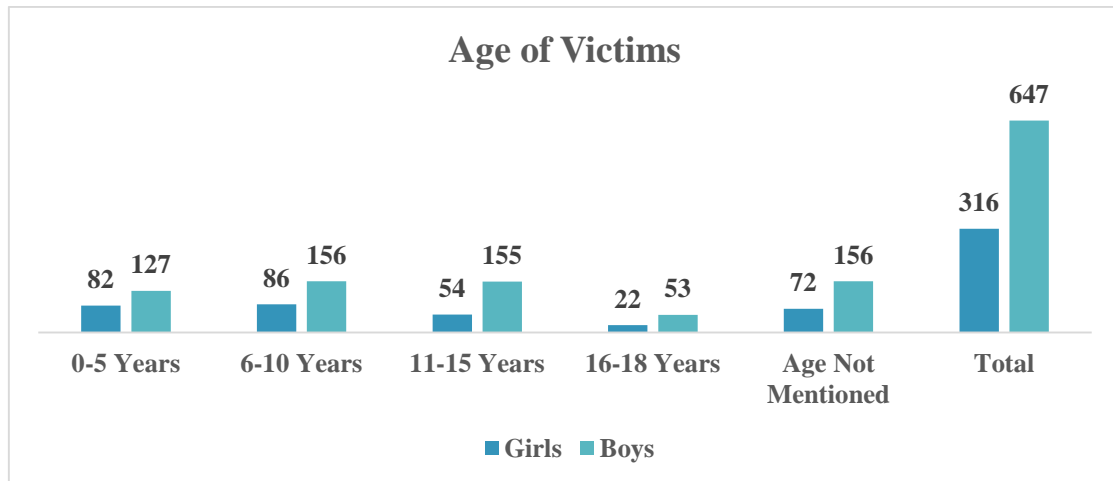
Place of Abuse

The data shows the various areas that children are vulnerable to any type of incidents.



Age of Victim

The data shows that the children of all ages are equally vulnerable. The bellow graph shows that the age bracket of 16-18 years are not as much victimized as compared to other age brackets. 10 new born unwanted infant murdered in first six month of this year.



Geographical Divide

The following graph shows the geographical areas of incidents.

